

# Dumfries & Galloway Public Protection Partnership



**Data, Child Protection and Care**

# Introductions

**Rebecca Watson**, *Public Protection Performance & Assurance Lead in Dumfries and Galloway, and Chair of Scrutiny Groups for Child Protection, Adult Support and Protection and Violence Against Women and Girls.*

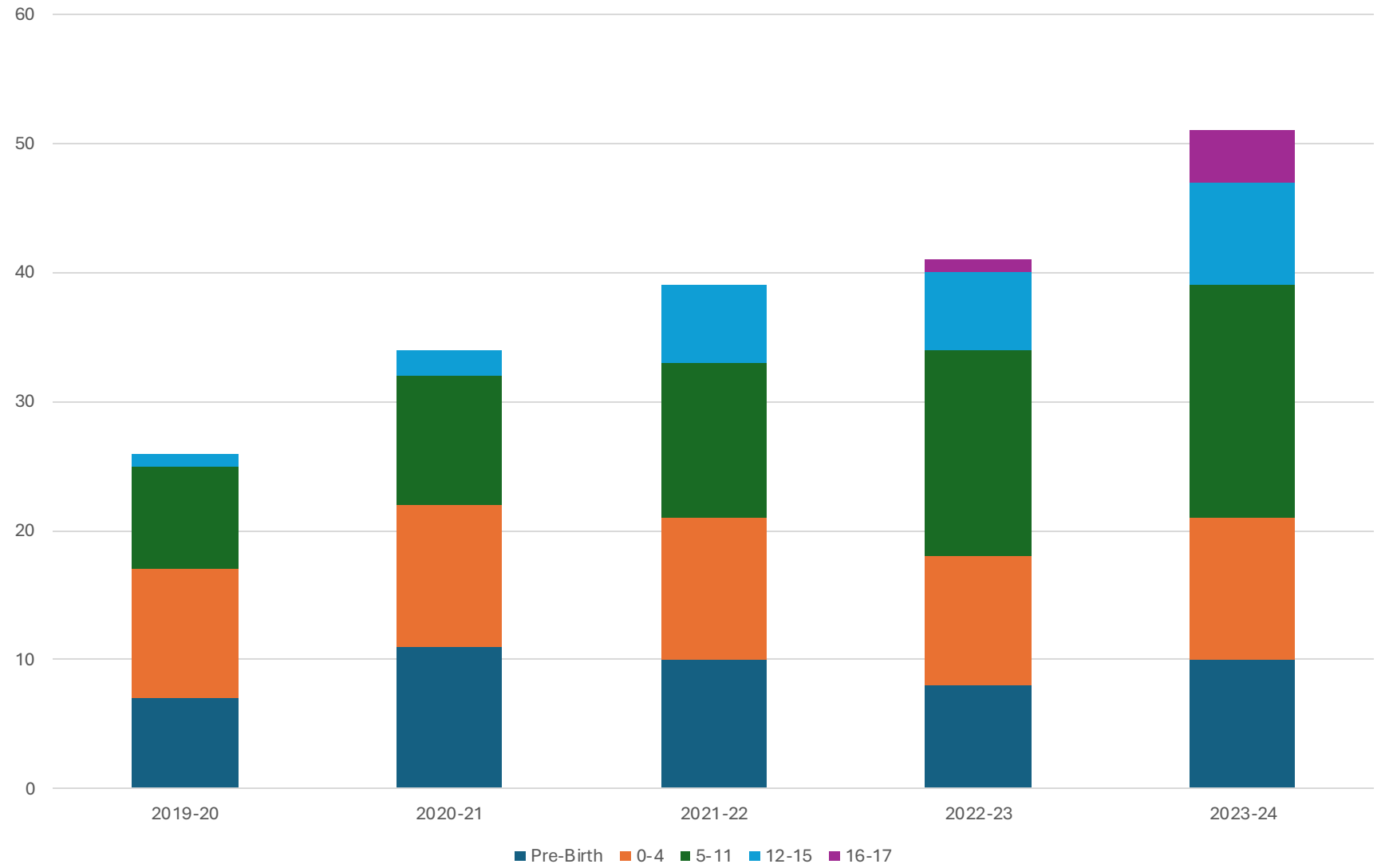
Rebecca has a particular interest in the analysis of combined datasets, identifying cross-cutting themes across public protection, and supports the Scottish Government, Public Protection Committee and other Partnerships to develop, promote and use data to improve services.

**Sarah McGarva**, *Locality Social Work Manager Children and Families; CP/Permanence Team and Specialised Children and Young People Team.*

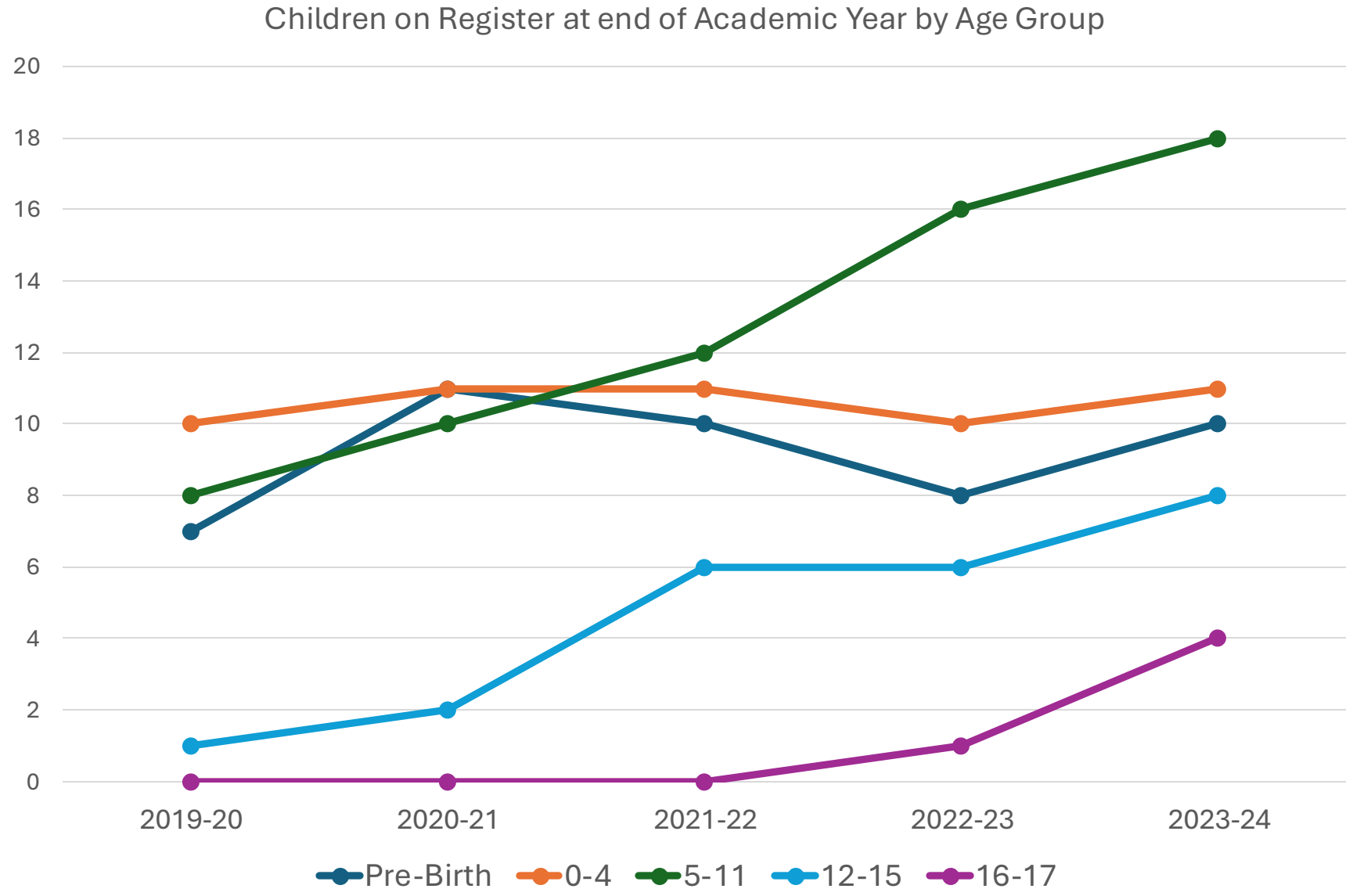
Sarah has had significant experience leading on Looked after Children and Permanence Planning within Dumfries and Galloway, data analysis is an essential part of this.

**Number of Children on CP Register at Year End**

Children on Register at end of Academic Year by Age Group



**Number of Children on CP Register by Age Group at Year End**



# What the data tells us?

---

- 5-11 year olds were the highest age group on the CP Register in the last 3 years
- Now seeing 16-17 year olds registered under CP
- Larger families coming through child protection processes

Top concerns for Children on the CP Register in 2023/24:

- Impact to the Child: Emotional Abuse, Neglect and Physical Abuse
- Vulnerability Factors: Domestic Abuse, Parental Drug or Alcohol Use and Children affected by Parental/Carer Mental Ill-Health
- More complexity of issues/concerns for families



# Current Activity / Next Steps

---

## What we do:

- Systemic multi-agency quality assurance
- Robust scrutiny of Public Protection data
- Links with other partnerships – informing work through shared data – identifying impact across the landscape

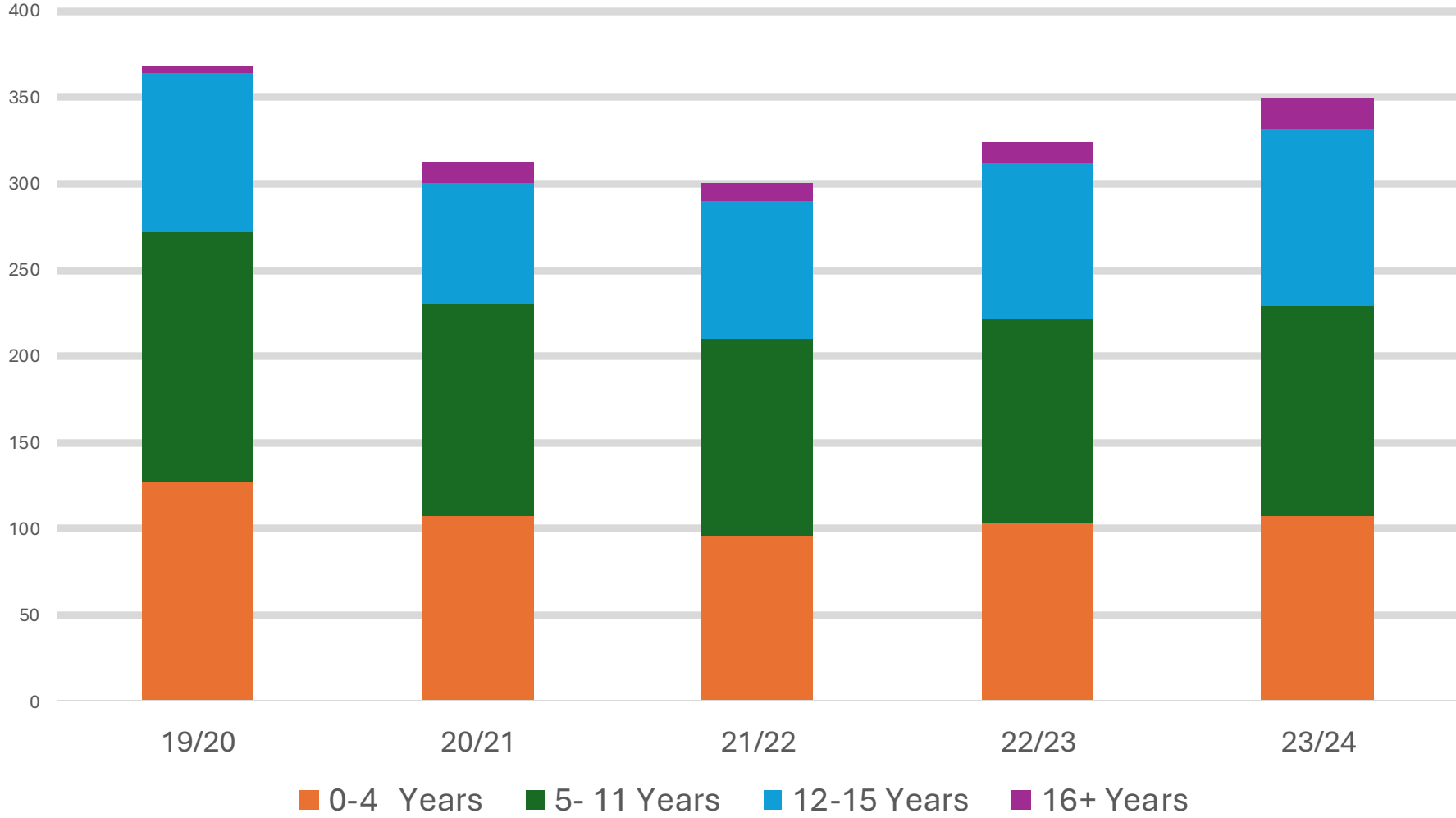
## What we will do:

- Annual Multi-Agency audit of Initial CP Planning Meetings and Initial ASP Case Conferences – shared audit tool
- Share annual CP Minimum Dataset performance information with Comparator Authorities – combined dashboard

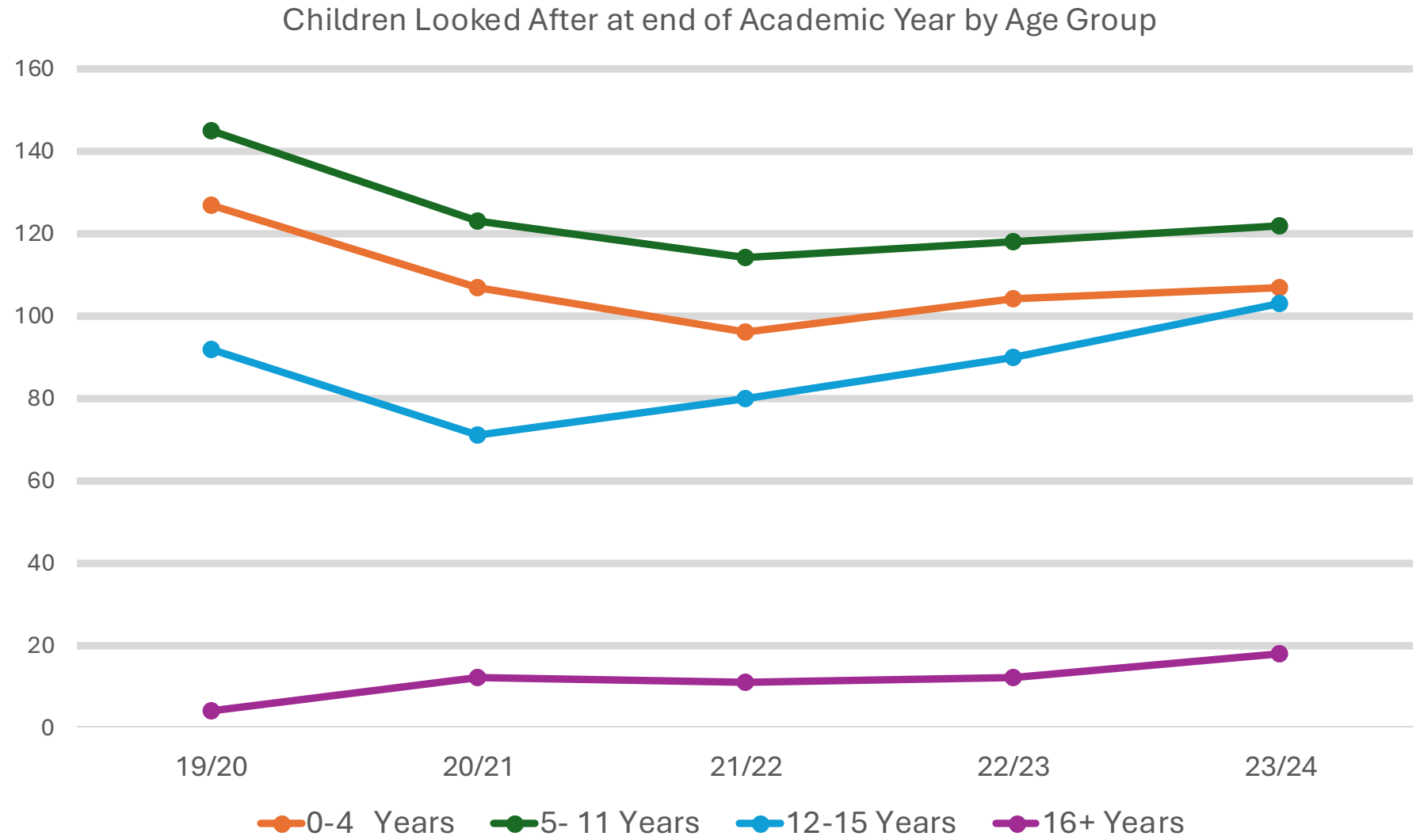


**Number of children Looked After at End of Year by Age Group**

Children Looked After at end of Academic Year by Age Group



**Number of children Looked After at End of Year by Age Group**





# What the data tells us?

---

- 5-11 year olds largest age group of children looked after
- Rise in 12-15 year olds in 2023/24, largest age group in last 5 years.
- Increase in 16+ years
- Placement Types – increase in residential in last year. Some of these due to lack of foster care options which are needed due to breakdowns of Kinship placements.
- Recently more out of region placements – lack of options locally.
- Dip in LAC numbers 2020/21 & 2021/22 following impact of COVID, different level of oversight and different processes for SCRA during that time.
- COVID Impact on Family Networks



# Current Activity / Next Steps

---

## What we are doing:

- Reviewing structures for LAC governance

## What we will do:

- New Kinship team now being put in place
- Developing Intensive Support Team, hoping this will help reduce numbers of children in care
- Develop Scrutiny Processes - Recognition that LAC is area we need to understand further

